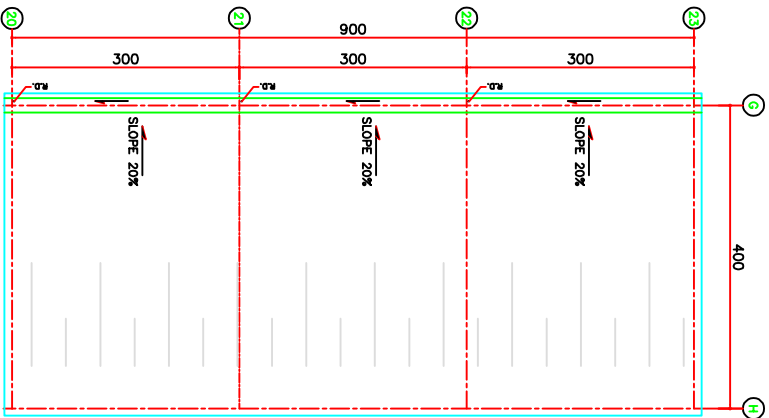
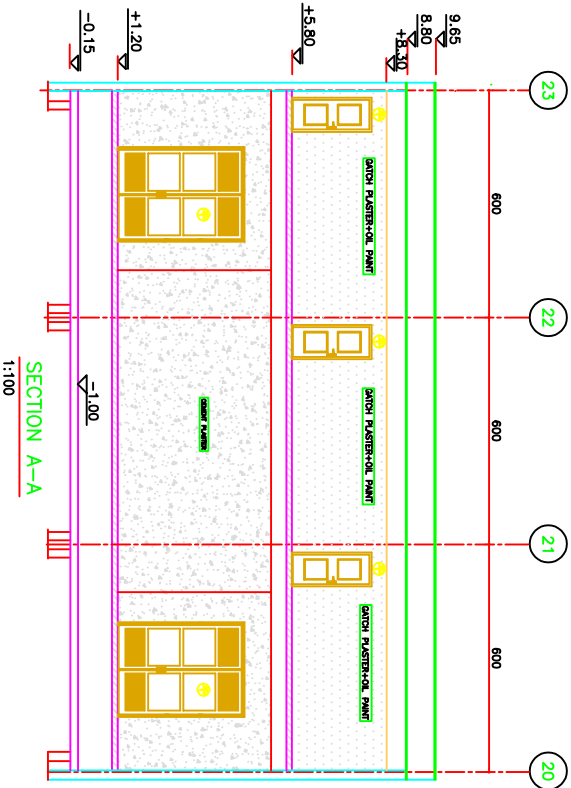


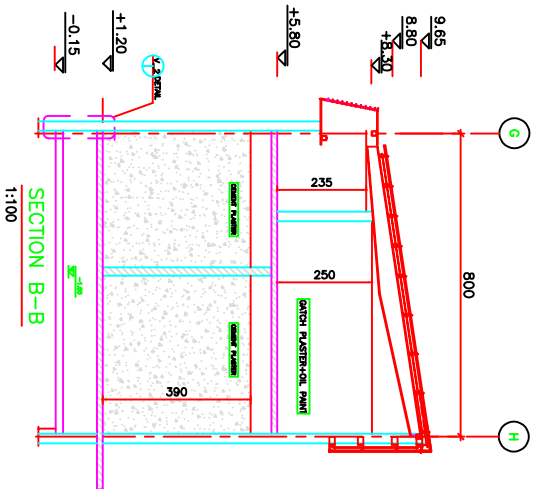
I S S U E S			
REV	DATE	COPY	ISSUED TO
	1402.01.24	S.C.	KERMAN BAREZ TIRE CO.



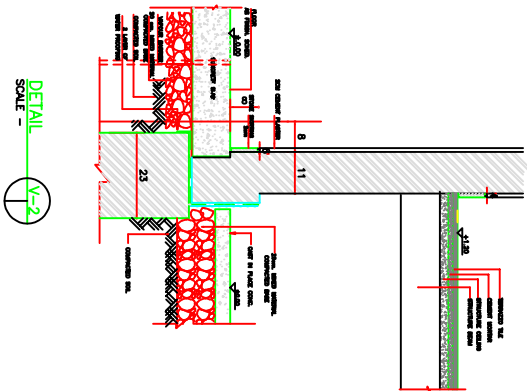
ROOF PLAN
SCALE 1:100



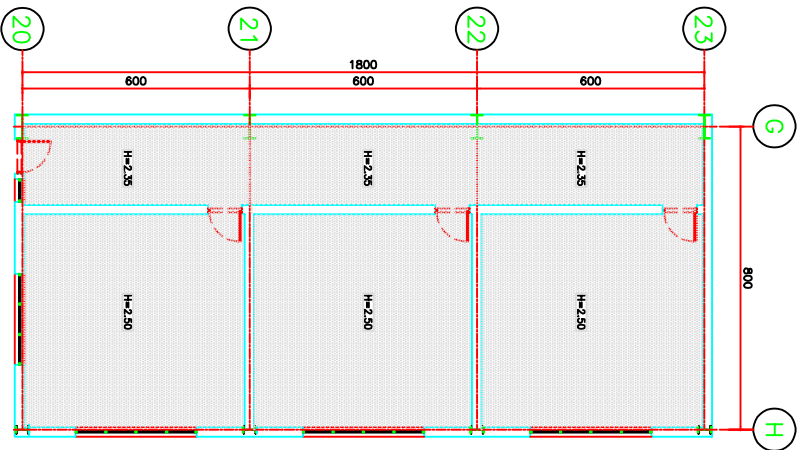
SECTION A-A
1:100



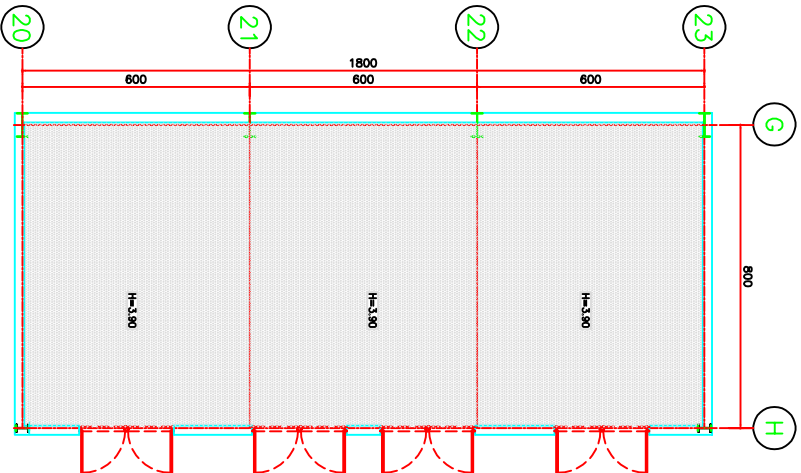
SECTION B-B
1:100



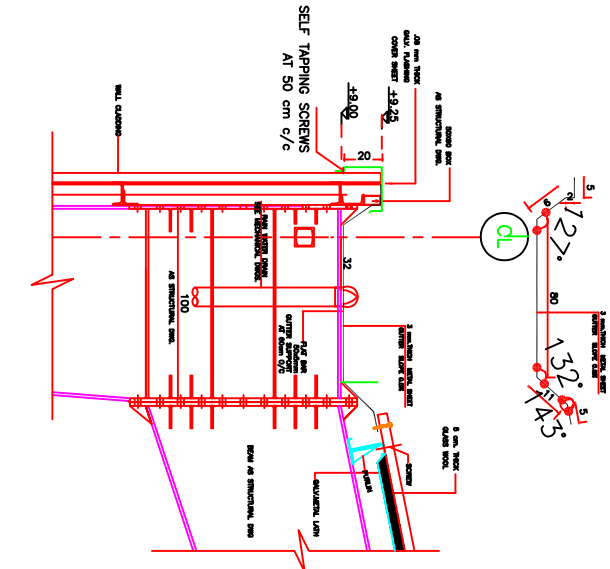
DETAIL V-2
SCALE -



SUSPENDED CEILING PLAN @ ELEV. +5.80
SCALE 1:100



SUSPENDED CEILING PLAN @ ELEV. +1.20
SCALE 1:100



DETAIL V-1
SCALE -

NOTES

- 1-WORK THIS DRAWINGS WITH STRUCTURAL MECHANICAL & ELECTRICAL DRAWINGS .
- 2-ALL GUTTER ARE 3mm. THICK PLATE PROTECTE BY 2 COATS OF EPOXY PAINT INSIDE.

REV.	NO.	OF	Δ	DATE	R E V I S I O N	DRAWN	CHECK	APRD
Δ	Δ	Δ	Δ					
Δ	Δ	Δ	Δ					
Δ	Δ	Δ	Δ					
Δ	Δ	Δ	Δ					

JAM				KERMAN BAREZ TIRE CO.			
Andishehvarzan Sanat				RADIAL TIRE MANUFACTURING PLANT-KERMAN(EXTENSION)			
CONSULTING ENGINEERS				TIRE PRE FABRICATING(SUBSTATION)			
SCALE	PROJECT	NUMBER	9862	PROJECT	NUMBER	1.621102	REV.
DRAWN S.V.	ROOF PLAN SEC. A-A & B-B AND SUSPENDED			DRAWN S.V.			
CHECKED P.A.	CEILING @ ELEV. 1.2m & 5.8m AND DETAILS			CHECKED P.A.			
APPROVED S.L.				APPROVED S.L.			
DATE 1402.01.24				DATE 1402.01.24			
CAD FILE 62621102				CLIENT'S DRAWING NUMBER			